

National Core Indicators

2020-21 NCI In Person Survey

Making Connections – Why is This Important?

Many adults with intellectual and developmental disabilities who get services and supports live in an ICF (Institutional Care Facility), SNF (Skilled Nursing Facility), or other specialized institutional facility.

This report summarizes findings from the In-Person Survey, which is given in-person to families with adults with intellectual/developmental disabilities receiving at least one service beyond case management from the regional center and living in an ICF, SNF, or other specialized institutional facility. It is important to know if people and their families – like parents or siblings – are getting their needs met.

“Individuals like you”

In this report when we say “individuals like you” we mean the person who is getting services from the regional center who is over 18 and lives in an ICF, SNF, or other specialized institutional facility.

What is National Core Indicators (NCI)?

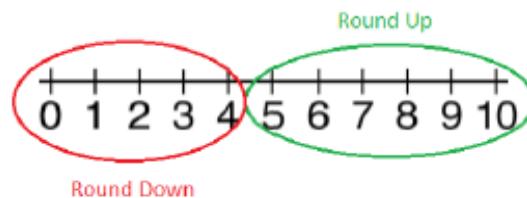
Each year, National Core Indicators (NCI) asks people with intellectual and developmental disabilities and their families about the services they get and how they feel about them. NCI uses surveys so that the same questions can be asked to a large group.

What is National Core Indicators (NCI)? Continued...

What is in the Report?

This report shows how people who receive services from NLACRC answered some of the NCI questions.

The answers are whole numbers (ex. 60% or 90%). For this report, we round percentages to the nearest ten percent. To do this, we look at the last digit in the number. If the digit is 5 or more, we “round up” to the next highest number with a zero. If the digit is 4 or less, we “round down” to the next lowest number with a zero.



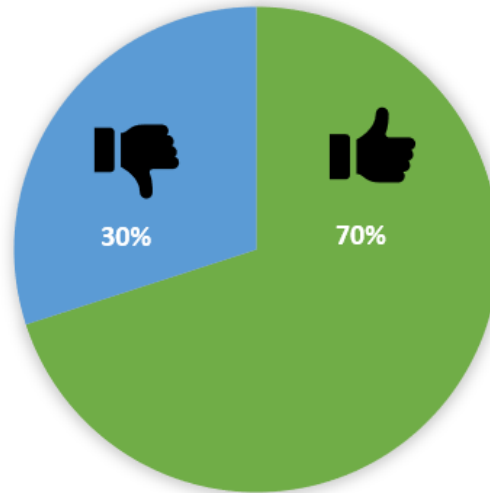
For example:

If 87% of individuals say they received a copy of their IPP in their preferred language, we “round up” to 90%.

If 82% of individuals say they have a primary care physician, we “round down” to 80%.

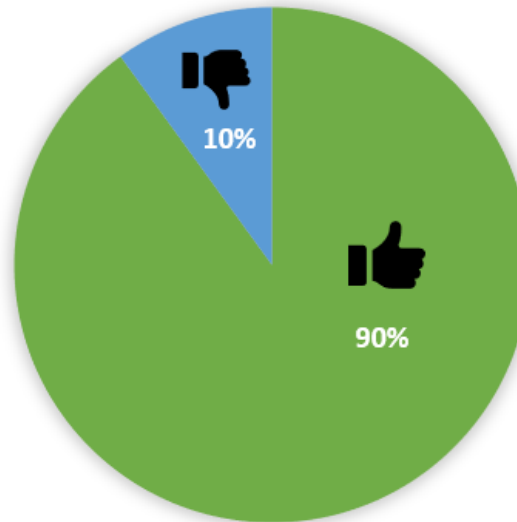
Were you able to contact your service coordinator when you wanted?

7 out of **10** families said **they were able to contact their service coordinator when they wanted.**



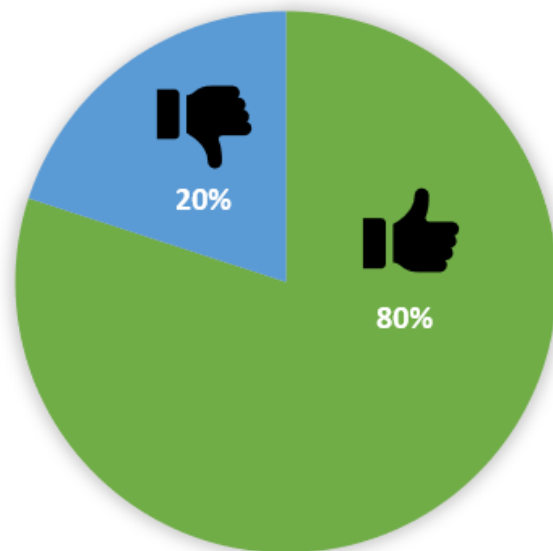
Did your service coordinator come and leave when they were supposed to?

9 out of **10** families said **their service coordinator came and left when they were supposed to.**



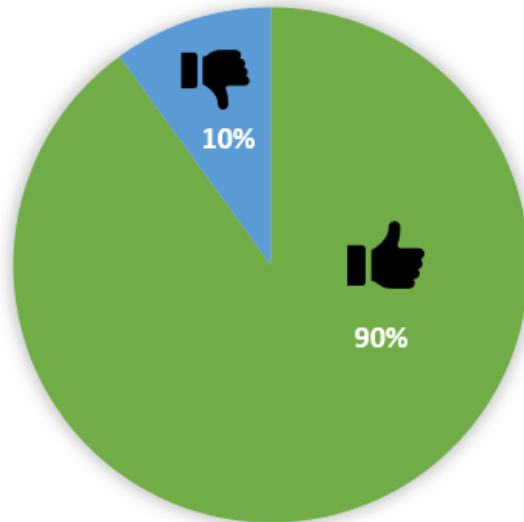
Did you understand what was talked about at your last IPP meeting?

8 out of **10** families said they understood what was talked about at their last IPP meeting.



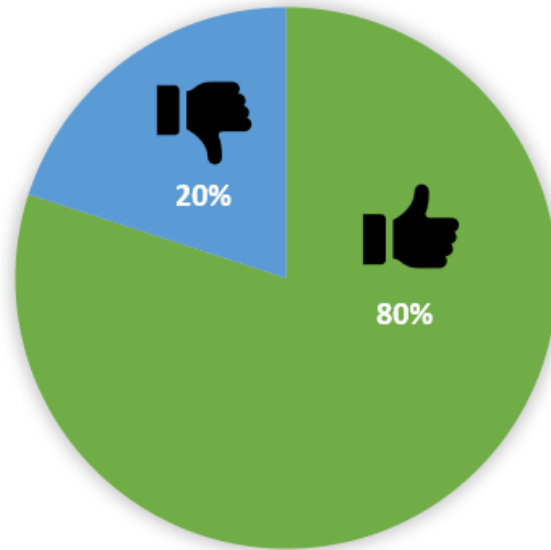
Did your last IPP meeting include people that you wanted to be there?

9 out of **10** families said **their last IPP meeting included people that the family wanted to be there.**



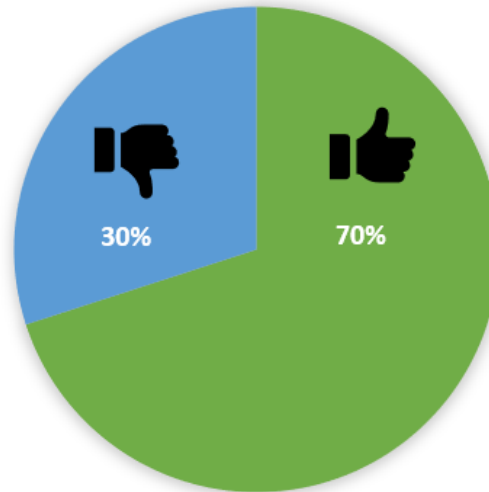
Did your IPP include things that are important to you?

8 out of **10** families said **their IPP includes things that are important to them.**



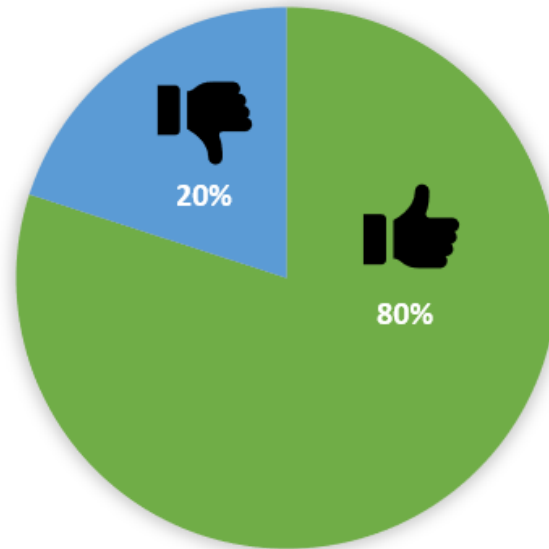
Were you able to choose services that you get as part of your IPP?

7 out of **10** families said **they were able to choose services they get as part of their IPP.**



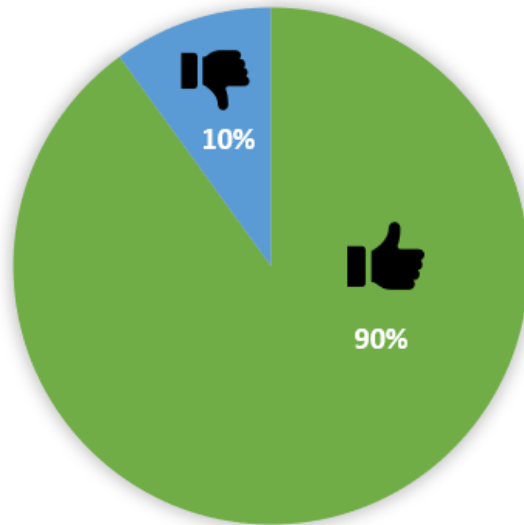
Did you receive a copy of the IPP in your preferred language?

8 out of **10** families said **they received a copy of the IPP in their preferred language.**



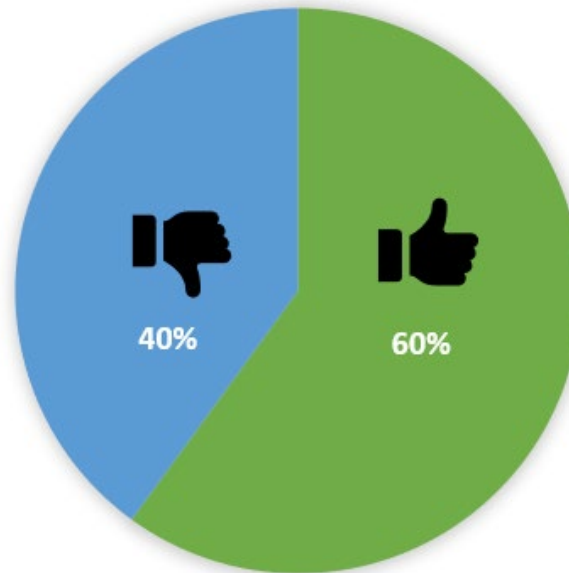
Do you have a primary care doctor or practitioner?

9 out of **10** families said **individuals like you** have a **primary care doctor or practitioner**.



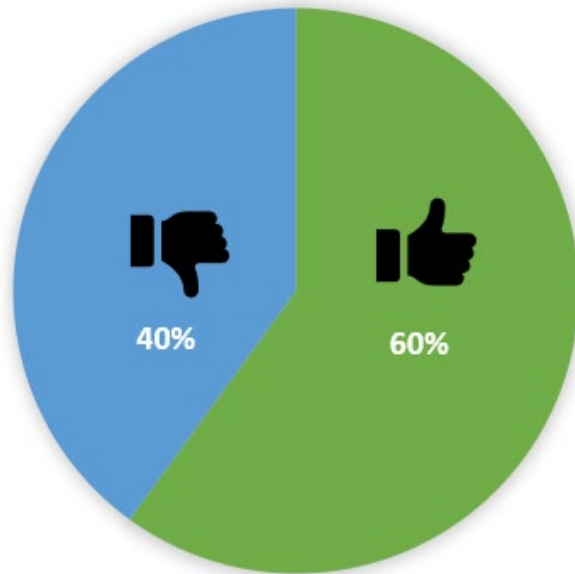
Did you have a complete physical exam in the past year?

6 out of **10** families said **individuals like you** had a complete physical exam in the past year.



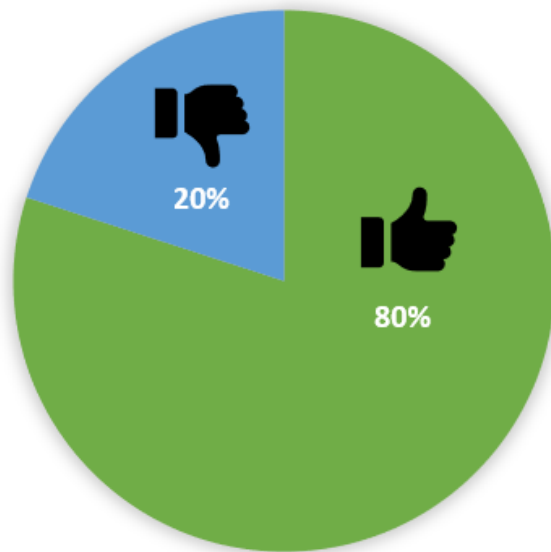
Did you have a dental exam in the last year?

6 out of **10** families said **individuals like you** had a dental exam in the last year.



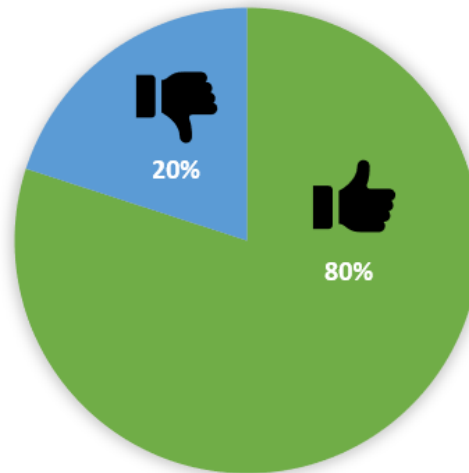
Did services and supports help you live a good life?

8 out of **10** families said **services and supports helped individuals like you live a good life.**



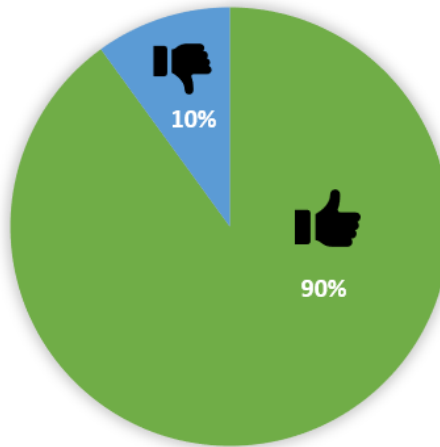
Were there support workers (or a family member) at the home where you live who could speak your preferred language?

8 out of **10** families said **there were support workers (or a family member) at the individual's home where they live who could speak their preferred language.**



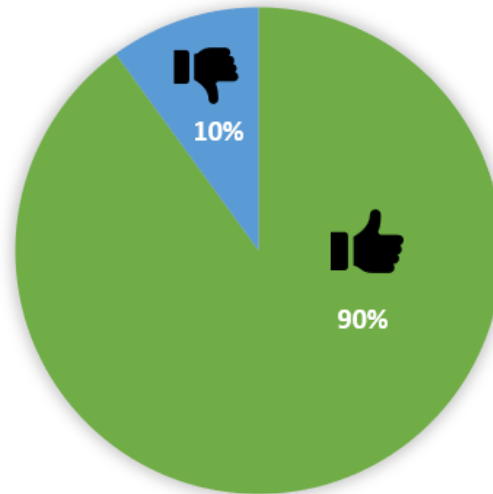
Were there support workers at your day program or work program who could speak your preferred language?

9 out of **10** families said **there were support workers at the individual's day program or work program who could speak their preferred language.**



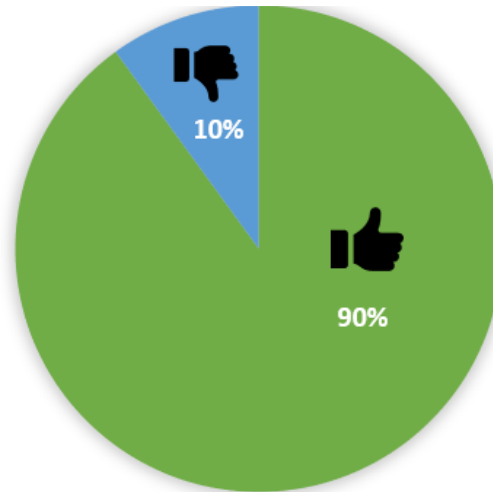
Did your support workers treat you with respect?

9 out of **10** families said **their support workers treated the individual with respect.**



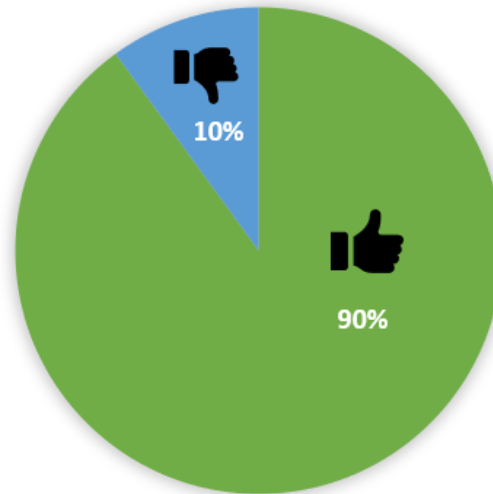
Did your support workers treat you in a way that was respectful to your culture?

9 out of **10** families said **their support workers treated them in a way that was respectful to their culture.**



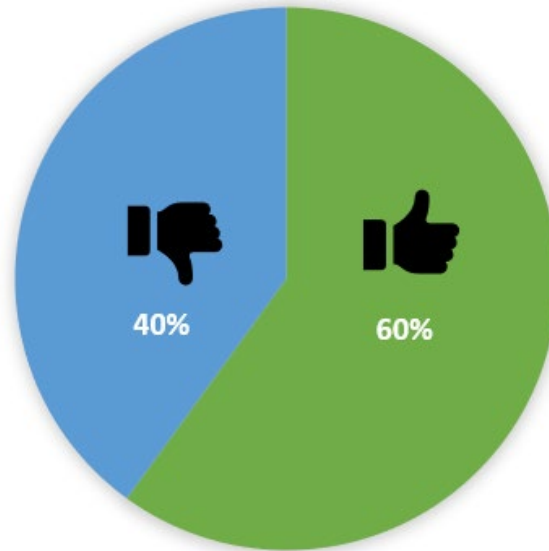
Do you have someone to go to for help if you ever feel scared?

9 out of **10** families said **the individual has someone to go to for help if they ever feel scared.**



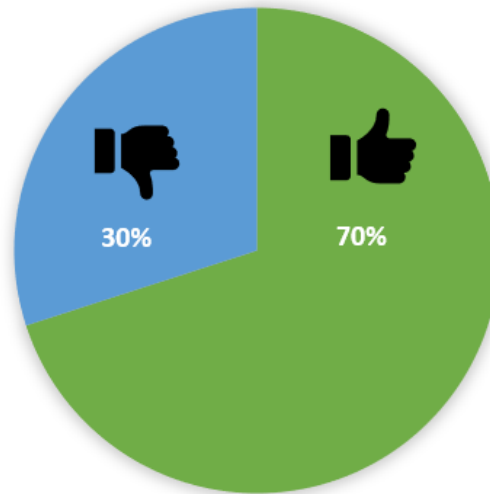
Were you able to go out and do things you like to do in the community?

6 out of **10** families said **the individual was able to go out and do things they like to do in the community.**



Were you able to go out and do things you like to do in the community as often as you wanted to?

7 out of **10** families said **the individual was able to go out and do things they like to do in the community as often as they wanted to.**



For Reference

**For more information check out the NCI
interactive dashboard:**

<https://www.dds.ca.gov/rc/nci/>

Find regional center information:

<https://www.dds.ca.gov/rc/>