

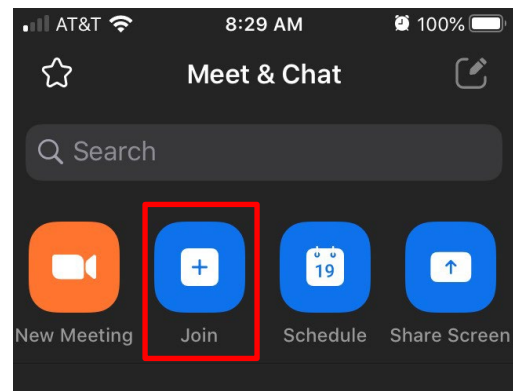
## Participant - Access Zoom Interpretation Instructions (Mobile Device)

**Instructions:** The purpose of this document is to instruct participants on how to access the interpretation feature in Zoom via a mobile device using the Zoom app. *This feature may only be accessed while using computer audio.*

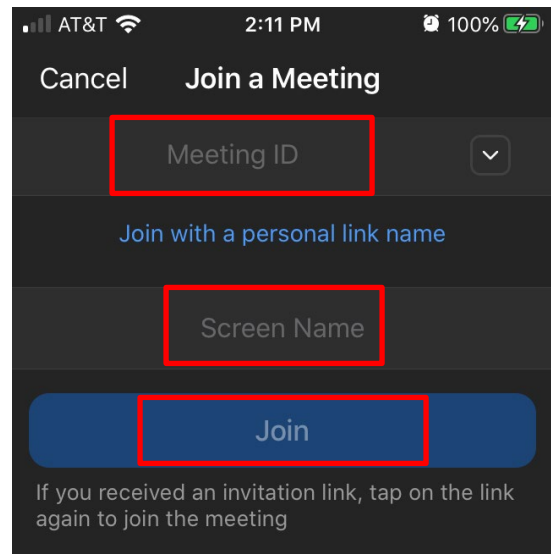
1. Download the Zoom App from:  
The Apple App Store or Google Play



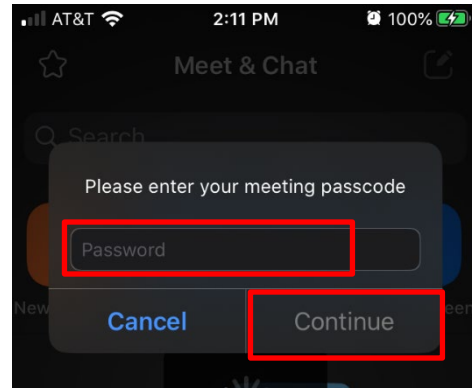
2. Click **Join**



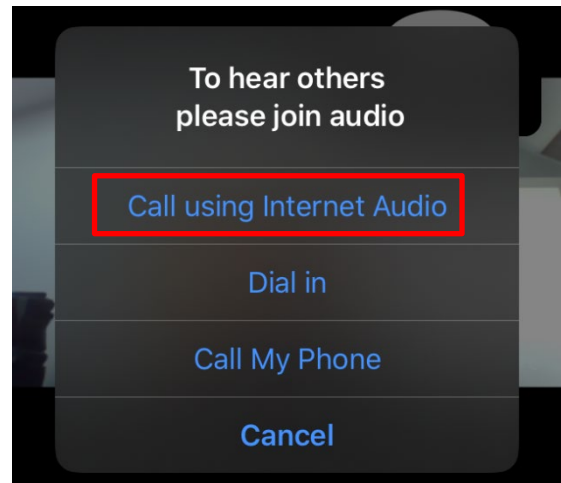
3. Enter the **Meeting ID** you were provided and your desired **Screen Name** then click **Join**



4. Enter the **Passcode** you were provided then click **Continue**.

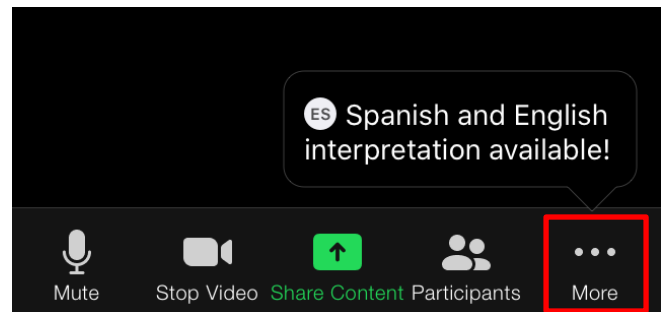


5. Zoom will prompt you to choose an audio option. In order to use the interpretation feature you must click: **Call using Internet Audio**.

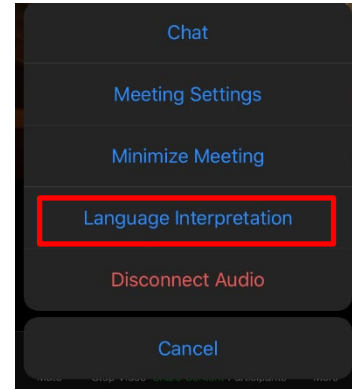


6. Once you have joined the meeting click **More**.

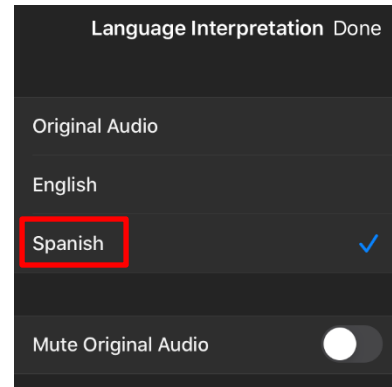
**NOTE:** If you do not see the controls, please tap your screen for them to show up.



7. Click **Language Interpretation**



8. Click on the **Language** you wish to hear.



9. If you do not wish to also hear the English language presentation click: **Mute Original Audio** (Optional)

